

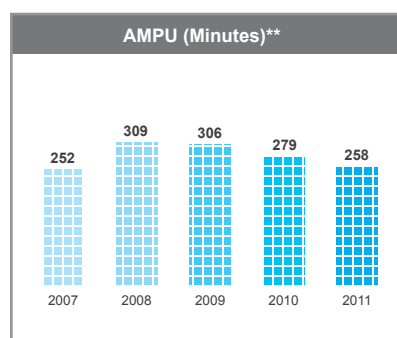
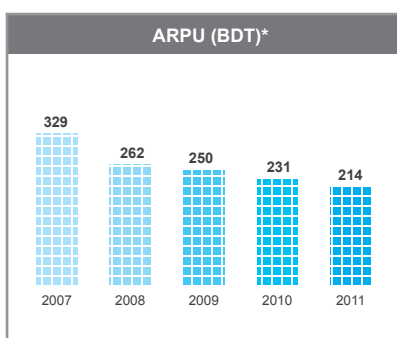
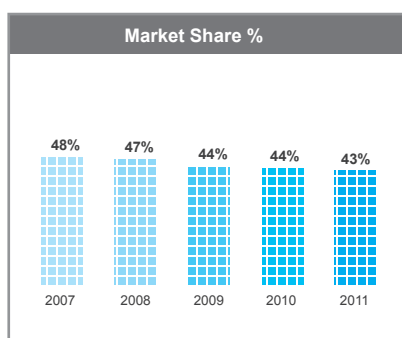
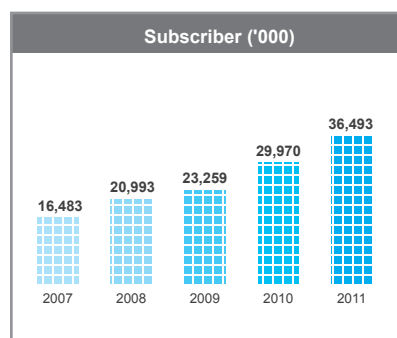
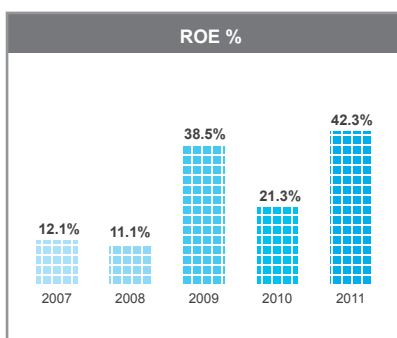
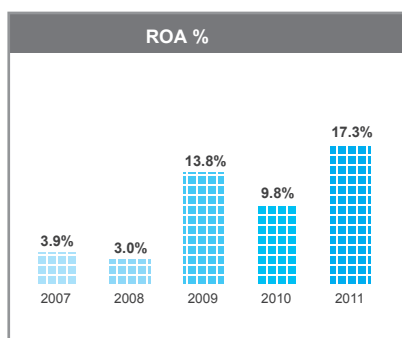
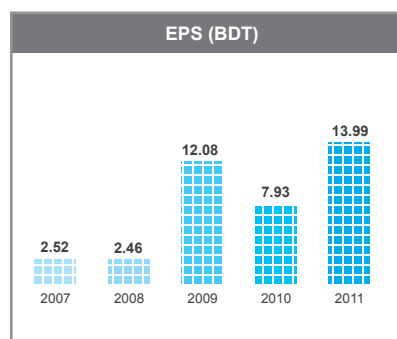
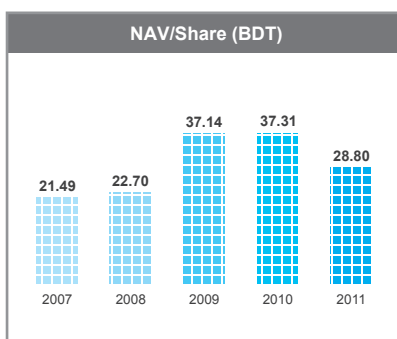
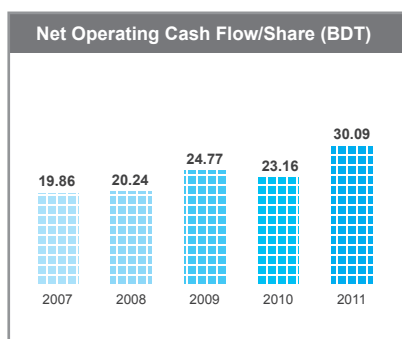
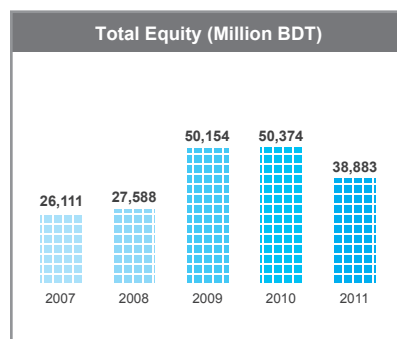
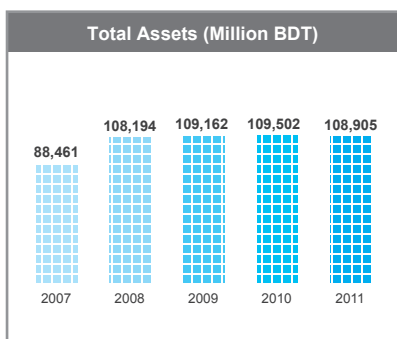
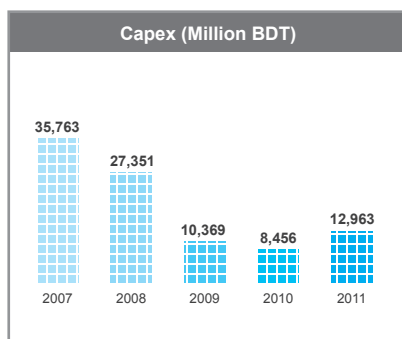
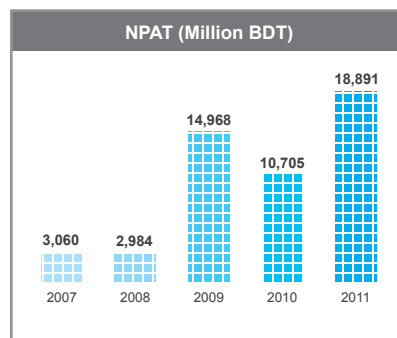
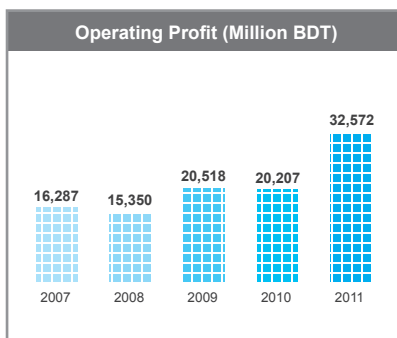
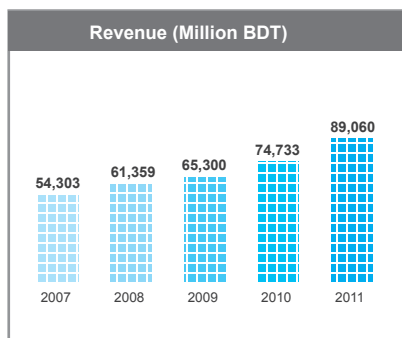
Five Years' Financial Summary

	2011	2010*	2009	2008	2007
	Consolidated		Individual		
Operational Results in million BDT					
Revenue	89,060	74,733	65,300	61,359	54,303
Gross Profit	51,221	38,730	32,222	28,667	29,946
Operating Profit	32,572	20,207	20,518	15,350	16,287
Profit before tax	33,006	20,913	18,596	11,579	13,535
Net Profit after tax	18,891	10,705	14,968	2,984	3,060
Financial Position in million BDT					
Paid-up Capital	13,503	13,503	13,503	12,152	2,430
Shareholders' equity	38,883	50,374	50,154	27,588	26,111
Total assets	108,905	109,502	109,162	108,194	88,461
Total liabilities	70,022	59,129	59,008	80,606	62,350
Current assets	32,421	30,802	22,182	14,430	6,851
Current liabilities	54,198	42,300	38,952	50,231	36,445
Non current assets	76,484	78,700	86,981	93,765	81,610
Non current liabilities	15,823	16,828	20,056	30,375	25,905
Financial Ratios					
Current Asset to Current Liability	0.60	0.73	0.57	0.29	0.19
Debt to Equity	0.13	0.10	0.14	0.68	0.63
Gross Profit Margin	58%	52%	49%	47%	55%
Operating Profit Margin	37%	27%	31%	25%	30%
Net Profit Margin	21%	14%	23%	5%	6%
Return on Equity	42%	21%	38.5%	11.1%	12.1%
Return on Total Assets	17%	10%	13.8%	3.0%	3.9%
Ordinary Shares Information					
Ordinary Shares outstanding (in million)	13,503	13,503	13,503	12,151.75	56.52
Face Value per share	10	10	10	1	43
Cash Dividend on paid up capital (Including Proposed Dividend)	205%	120%	60%	13%	62%
Dividend payout	147%	151%	54%	53%	49%
NAV per Share **	28.80	37.31	37.14	22.70	21.49
Net Operating Cash Flow per Share ***	30.09	23.16	24.77	20.24	19.86
Earnings Per Share ***	13.99	7.93	12.08	2.46	2.52

*Statement of financial position as at 31 December 2010 has been adjusted as per note 29.1 to the financial statements.

**Based on Tk. 10 equivalent ordinary share outstanding at 31 December.

*** Based on weighted average number of share of Tk. 10 each.



* ARPU - Average Revenue Per User

** AMPU - Average Minutes Per User