

FIVE YEARS' FINANCIAL SUMMARY

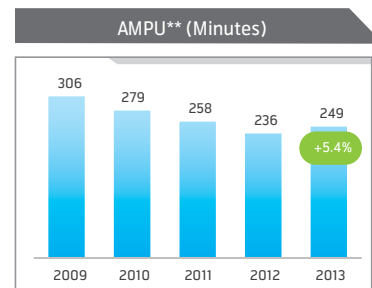
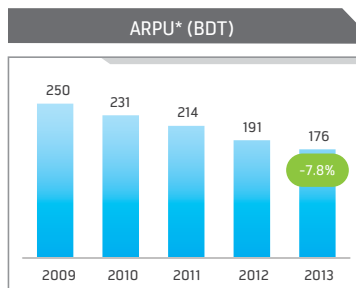
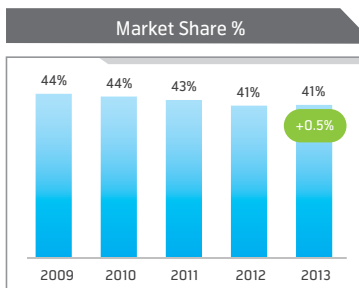
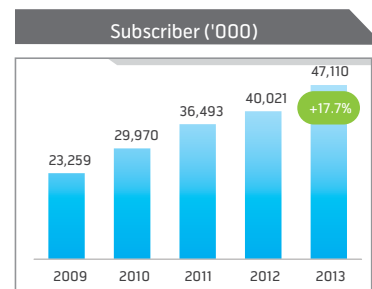
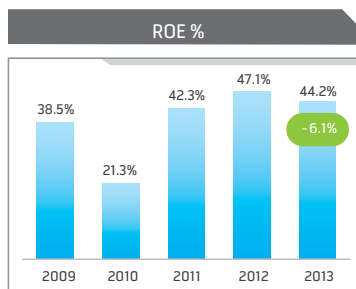
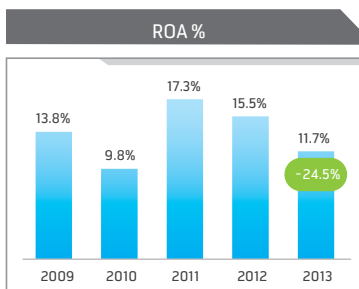
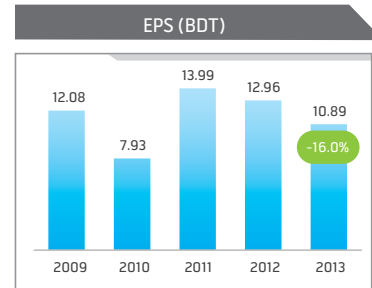
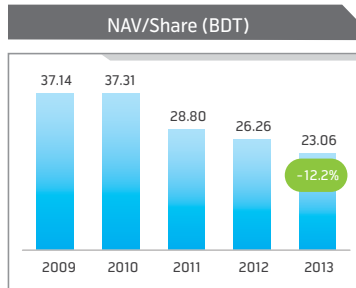
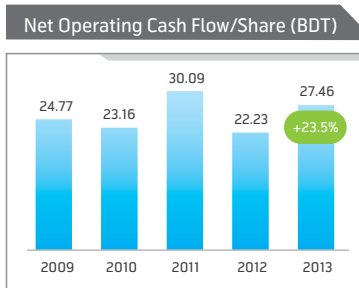
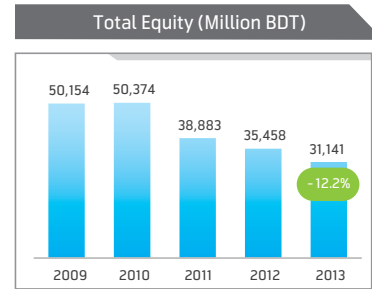
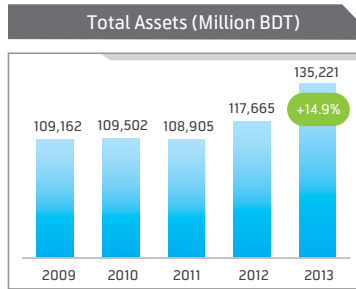
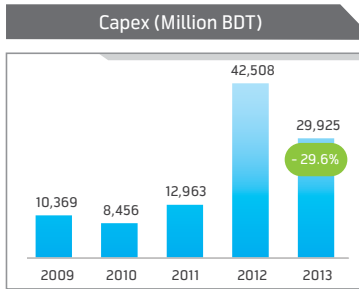
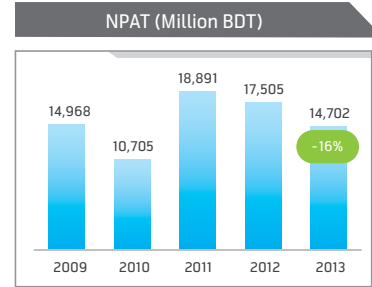
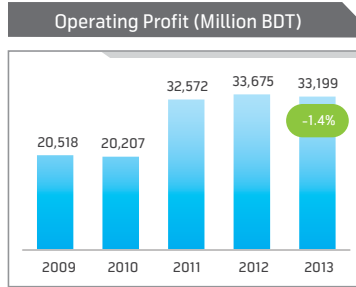
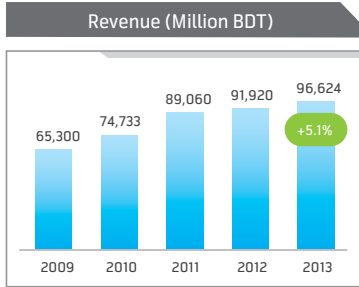
	2013*	2012*	2011	2010	2009
	Individual	Consolidated			Individual
Operational Results	in million BDT				
Revenue	96,624	91,920	89,060	74,733	65,300
Operating Profit	33,199	33,675	32,572	20,207	20,518
Profit before tax	32,852	30,193	33,006	20,913	18,596
Net Profit after tax	14,702	17,505	18,891	10,705	14,968
Financial Position	in million BDT				
Paid-up Capital	13,503	13,503	13,503	13,503	13,503
Shareholders' equity	31,141	35,458	38,883	50,374	50,154
Total assets	135,221	117,665	108,905	109,502	109,162
Total liabilities	104,080	82,207	70,022	59,129	59,008
Current assests	16,993	14,005	32,421	30,802	22,182
Current liabilities	78,580	63,060	51,469	42,300	38,952
Non current assets	118,227	103,660	76,484	78,700	86,981
Non current liabilities	25,500	19,148	18,552	16,828	20,056
Financial Ratios					
Current Asset to Current Liability	0.22	0.22	0.63	0.73	0.57
Debt to Equity	0.55	0.16	0.13	0.10	0.14
Operating Profit Margin	34%	37%	37%	27%	31%
Net Profit Margin	15%	19%	21%	14%	23%
Return on Equity	44%	47%	42%	21%	39%
Return on Total Assets	12%	15%	17%	10%	14%
Ordinary Shares Information					
Ordinary Shares outstanding (in million)	1,350	1,350	1,350	1,350	1,350
Face Value per share	10	10	10	10	10
Cash Dividend on paid up capital ¹	140%	140%	205%	120%	60%
Dividend payout ¹	129%	108%	147%	151%	54%
NAV per Share ²	23.06	26.26	28.80	37.31	37.14
Net Operating Cash Flow per Share ³	27.46	22.23	30.09	23.16	24.77
Earnings Per Share ³	10.89	12.96	13.99	7.93	12.08

*Gain/loss on disposal of property, plant and equipment has been included in operating profit.

¹ Including proposed dividend

² Based on Tk. 10 equivalent ordinary share outstanding at 31 December.

³ Based on weighted average number of share of Tk. 10 each.



* ARPU - Average Revenue Per User

** AMPU - Average Minutes Per User