

# PERFORMANCE HIGHLIGHTS 2015

Figures in BDT

Overview

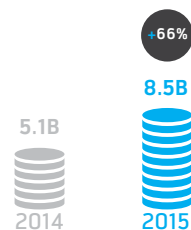
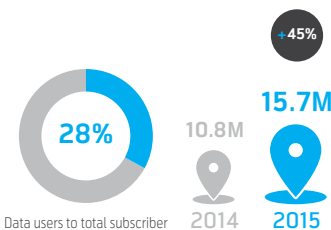
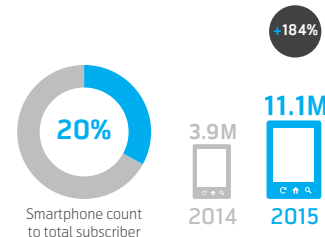

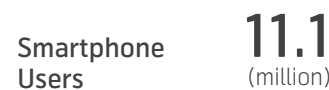
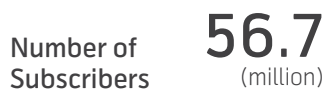

Business  
Performance

Sustainability

Governance

Financial Analysis

Additional  
Information



NAV- Net Asset Value  
NOCF- Net Operating Cash Flow

\* Subscribers having at least 150KB data usage during last 3 months.

