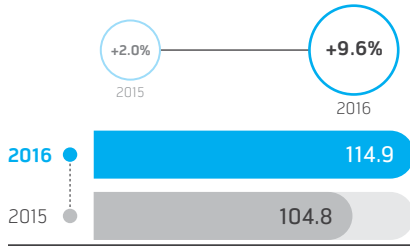
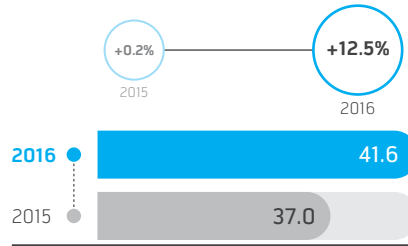


# performance HIGHLIGHTS 2016

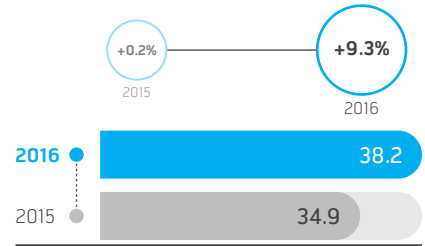
Revenue (billion BDT)



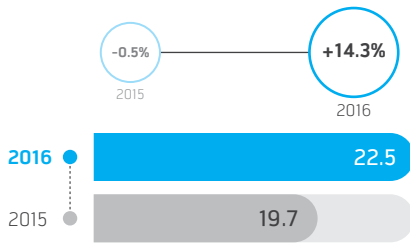
Operating Profit (billion BDT)



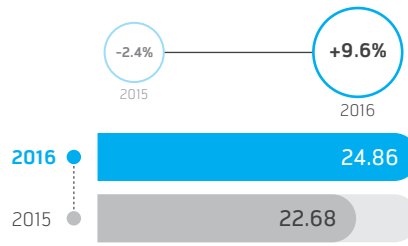
Profit Before Tax (billion BDT)



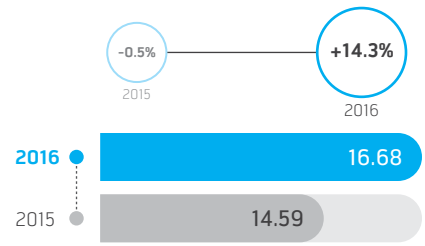
Net Profit After Tax (billion BDT)



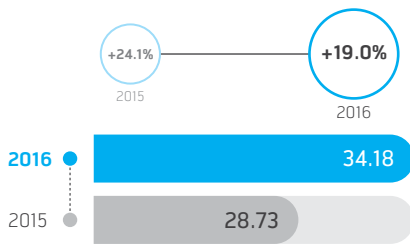
NAV Per Share (BDT)




Earnings Per Share (BDT)



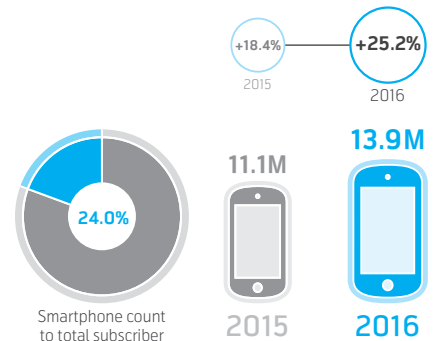
NOCF Per Share (BDT)



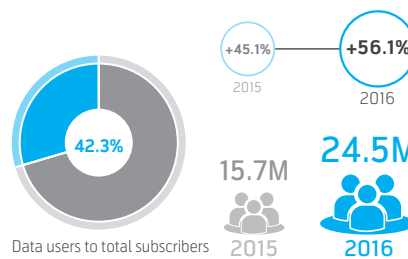
Number of Subscribers **58.0** (million)



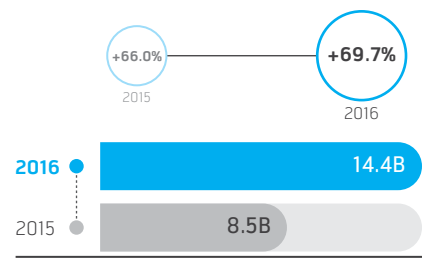
Smartphone Users **13.9** (million)



Mobile Data Users\* **24.5** (million)



Mobile Data Revenue **14.4** (billion BDT)



NAV- Net Asset Value  
NOCF- Net Operating Cash Flow

\* Subscribers having at least 150KB data usage during last 3 months.