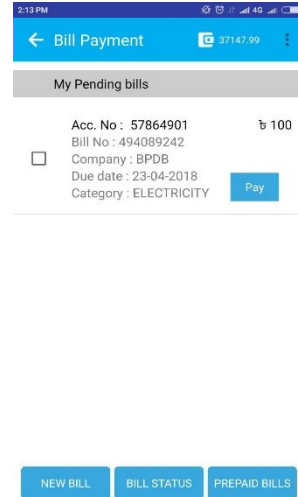


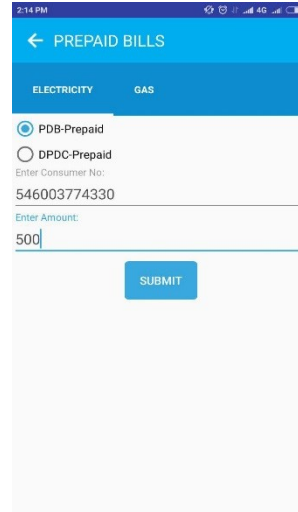
# How to Pay BPDB Bill through GPAY APP ?



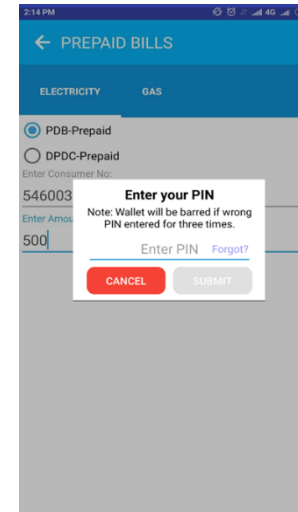
**Step 1. Select "Bill Payment" from GPAY**



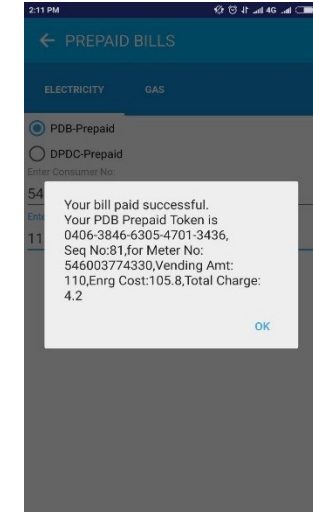
**Step 2. Select "Prepaid Bills"**



**Step 3. Select "PDB-Prepaid" Provide Meter Information and Amount then Enter Meter no & amount and Enter Submit to proceed**

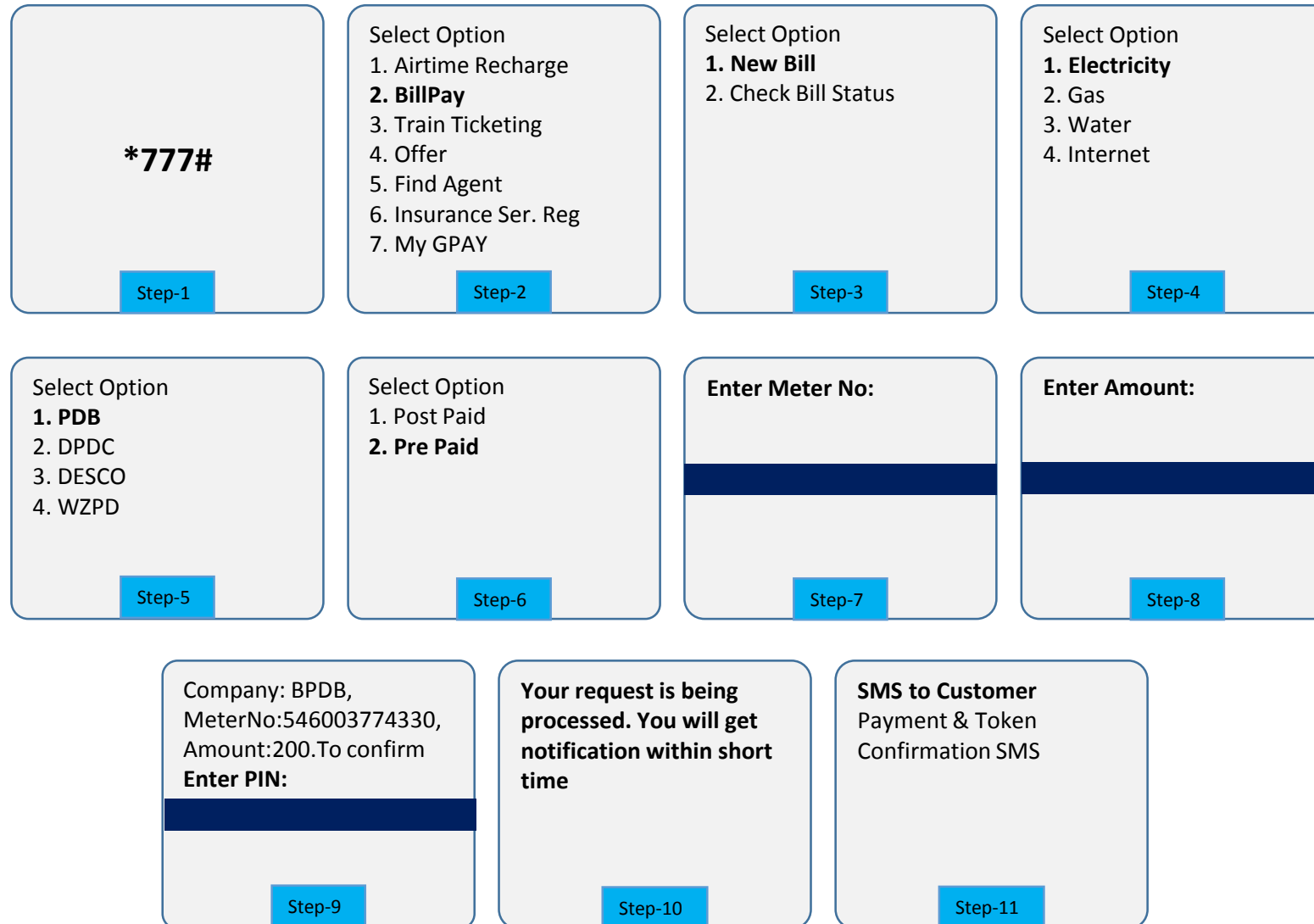


**Step 4. Enter Pin to Confirm Transaction**



**Step 5. Customer will receive Payment confirmation SMS & Popup message**

# How to Pay BPDB Bill through GPAY USSD ?



# How to recharge BPDB Pre Paid Meter through GPAY Agent?

Find nearest GPAY designated Agent Shop and request to recharge your Pre Paid Meter

Step-1

Agent will dial \*777#  
From his Agent Number and follow following steps

Step-2

Select Option  
1. Cash-In  
2. Cash Out  
3. **BillPay**  
4. Customer Reg.  
5. Balance Transfer  
6. My Wallet  
7. Recharge

Step-3

Select Option  
1. **Pay with details**  
2. Quick Pay  
3. Company Association  
4. Check Bill Status  
5. Last 3 Prepaid Token

Step-4

Select Option  
1. **Electricity**  
2. Gas  
3. Water  
4. Internet

Step-5

Select Option  
1. **PDB**  
2. DPDC  
3. DESCO  
4. WZPD

Step-6

Select Option  
1. Post Paid  
2. **Pre Paid**

Step-7

Enter Meter No:

Step-8

Enter Customers Mobile Number (MSISDN)

Step-9

Enter Amount:

Step-10

Company: WZPDP,  
MeterNo:546003774330  
, Amount:200.  
**To confirm Enter PIN:**

Step-11

**SMS to Customer:**  
Payment & Token  
Confirmation SMS

Step-12

**SMS to Retailer:**  
Payment & Token  
Confirmation SMS

Step-13

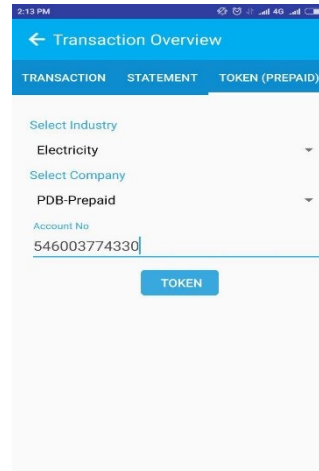
Please check  
Confirmation SMS of  
Payment and Token  
Number before leaving  
Agent Shop

Step-14

# How to check Purchased Token?



Step 1. Select "Transaction Overview" from GPAY landing page



Step 2. Select "Token (Prepaid)" and Enter Meter No



Step 3. Customer will get last purchased token details

APP

USSD

ধাপ-৬

**\*777#**

Step-1

Select Option

1. Airtime Recharge
2. BillPay
3. Train Ticketing
4. Offer
5. Find Agent
6. Insurance Ser. Reg
7. My GPAY

Step-2

Select Option

1. Balance Enquiry
2. PIN Change
3. Last Transactions
4. Last 3 Prepaid Token
5. Bill A/C Registration
6. Cancel Registration

Step-3

Select Option

1. Electricity
2. Gas
3. Water
4. Internet

Step-4

Select Option

1. PDB
2. DPDC
3. DESCO
4. WZPD

Step-5

Enter Meter No:

Step-6

Token Info:

Here customer will get Token info details for last 3 vending

Step-7