



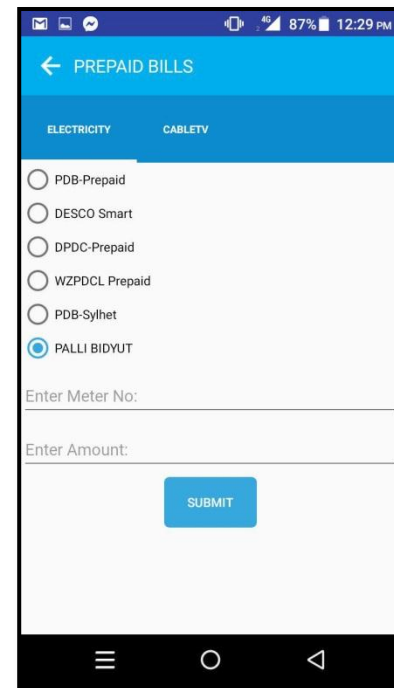
# How to pay Palli Biddiyut Bill through GPAY APP?



**Step 1. Select "Bill Payment" from GPAY landing page**

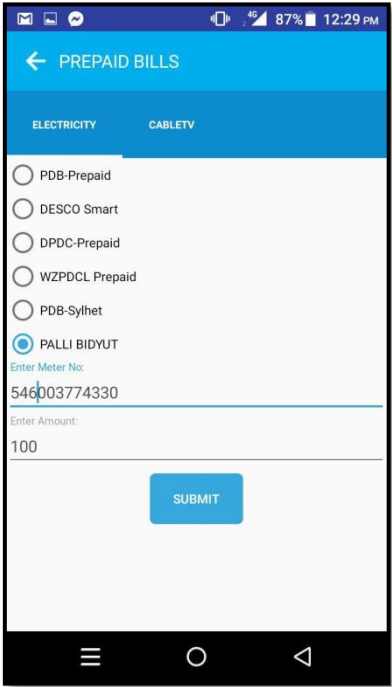


**Step 2. Select "PREPAID BILLS"**

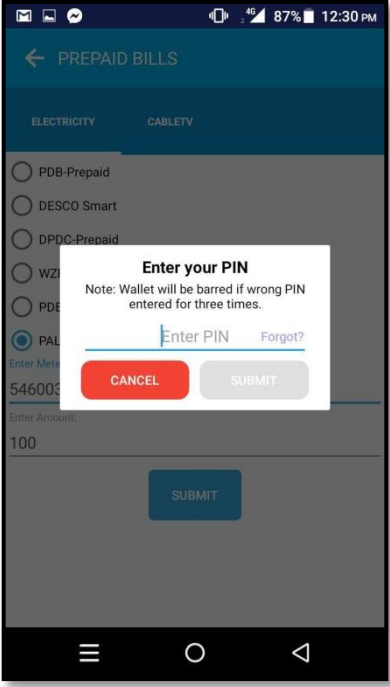


**Step 3. Select "PALLI BIDYUT"**

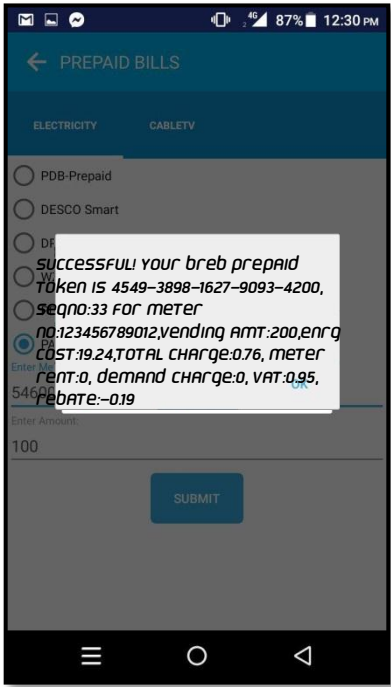
# How to pay Palli Biddyut Bill through GPAY APP?



**Step 4. Enter Meter no & amount and Enter Submit to proceed**




**Step 5. Enter GPAY PIN**

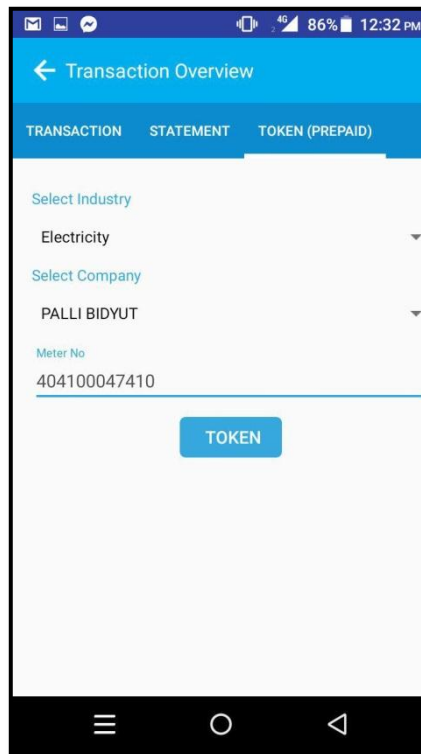


**Step 6. Customer will receive Payment confirmation SMS & Popup message**

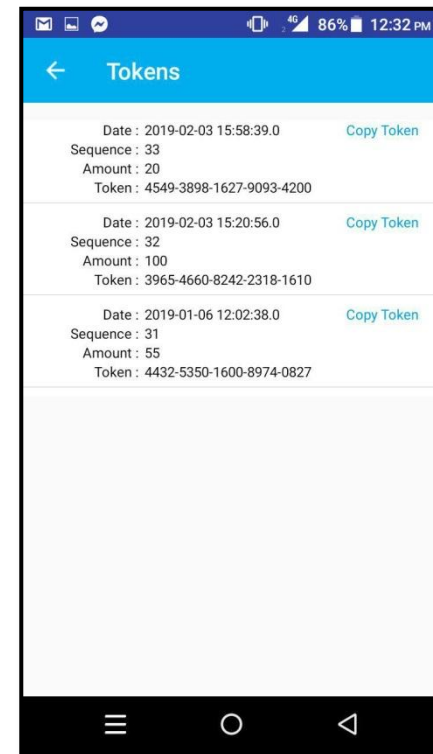
# How to check Purchased Token in APP?



**Step 1.** Select “Transaction Overview” from GPAY landing page



**Step 2.** Select “Token (Prepaid)” and Enter Meter No



**Step 3.** Customer will get last 3 token details (Only his/her initiated transaction)

# How to pay Palli Biddiyut Bill through GPAY USSD?

**\*777#**

Step-1

Select Option

1. Airtime Recharge
2. **BillPay**
3. Train Ticketing
4. Offer
5. Find Agent
6. Insurance Ser. Reg
7. My GPAY

Step-2

Select Option

1. **New Bill**
2. Check Bill Status

Step-3

Select Option

1. **Electricity**
2. Gas
3. Water
4. Internet

Step-4

Select Option

1. **PALLI BIDYUT**
2. PDB
3. DESCO
4. DPDC
5. NESCO

Step-5

Select Option

1. POST PAID
2. **PREPAID**

Step-6

**Enter Meter No:**

Step-7

**Enter Amount:**

Step-8

Company: REBP,  
MeterNo: 12345678901,  
Amount:200.To confirm  
Enter PIN:

Step-9

Successfull! Your BREB Prepaid  
Token is 4549-3898-1627-9093-  
4200, SeqNo:33 for Meter  
No:123456789012,Vending  
Amt:200,Enrg Cost:19.24,Total  
Charge:0.76, Meter Rent:0,  
Demand Charge:0, VAT:0.95,  
Rebate:-0.19

Step-10

**SMS to Customer:**  
Payment & Token  
Confirmation SMS

Step-11

# How to pay Palli Biddyut Bill through GPAY Agent?

**\*777#**

Step-1

Select Option  
1. Cash-In  
2. Cash Out  
**3. BillPay**  
4. Customer Reg.  
5. Balance Transfer  
6. My Wallet  
7. Recharge

Step-2

Select Option  
**1. Pay with details**  
2. Quick Pay  
3. Company Association  
4. Check Bill Status  
5. Last 3 Prepaid Token

Step-3

Select Option  
**1. Electricity**  
2. Gas  
3. Water  
4. Internet

Step-4

Select Option  
**1. PALLI BIDYUT**  
2. PDB  
3. DESCO  
4. DPDC  
5. NESCO

Step-5

Select Option  
1. POST PAID  
**2. PREPAID**

Step-6

**Enter Meter No:**

Step-7

**Enter Amount:**

Step-8

**Enter Customers Mobile Number:**

Step-9

Company: REBP,  
MeterNo:54600377433  
0, Amount:200.To confirm Enter PIN:

Step-10

Successful! Your BREB Prepaid Token is 4549-3898-1627-9093-4200, SeqNo:33 for Meter No:123456789012,Vending Amt:200,Enrg Cost:19.24,Total Charge:0.76, Meter Rent:0, Demand Charge:0, VAT:0.95, Rebate:-0.19

Step-11

**SMS to Retailer & Customer:**  
Payment & Token Confirmation SMS

Step-12

# How to check Purchased Token in USSD?

**\*777#**

Step-1

Select Option

- 1. Airtime Recharge
- 2. BillPay
- 3. Train Ticketing
- 4. Offer
- 5. Find Agent
- 6. My GPAY**
- 7. Insurance Ser. Reg

Step-2

Select Option

- 1. Balance Enquiry
- 2. PIN Change
- 3. Last Transactions
- 4. Last 3 Prepaid Token**
- 5. Bill A/C Registration
- 6. Cancel Registration

Step-3

Select Option

- 1. Electricity**
- 2. Gas
- 3. Water
- 4. Internet

Step-4

Select Option

- 1. PDB
- 2. PALLI BIDYUT**

Step-5

Enter Meter No:

Step-6

Token Info:

Here customer will get  
Token info details for last  
3 vending

Step-7