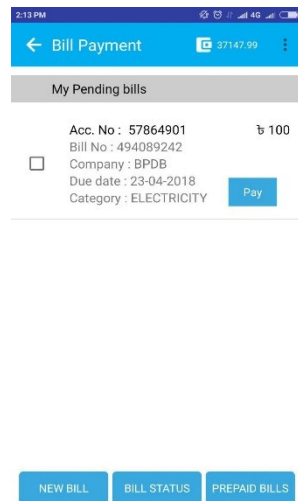


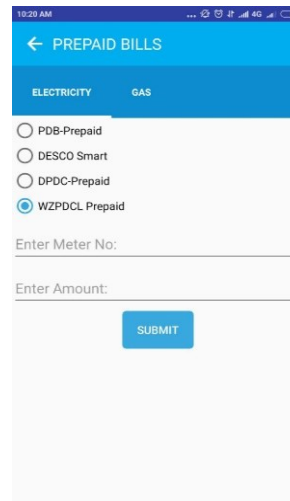
How to Pay WZPD Bill through GPAY APP ?



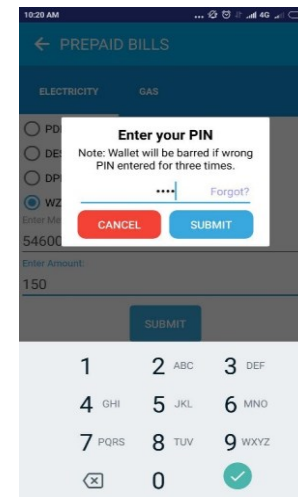
Step 1. Select "Bill Payment" from GPAY



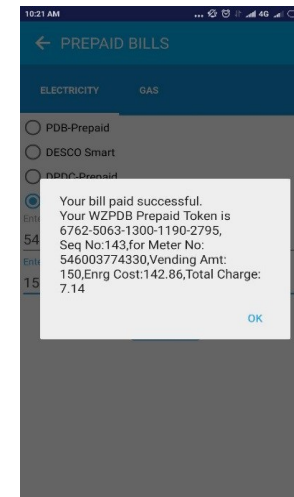
Step 2. Select "Prepaid Bills"



Step 3. Select "WZPD Prepaid" Provide Meter Information and Amount then Enter Meter no & amount and Enter Submit to proceed

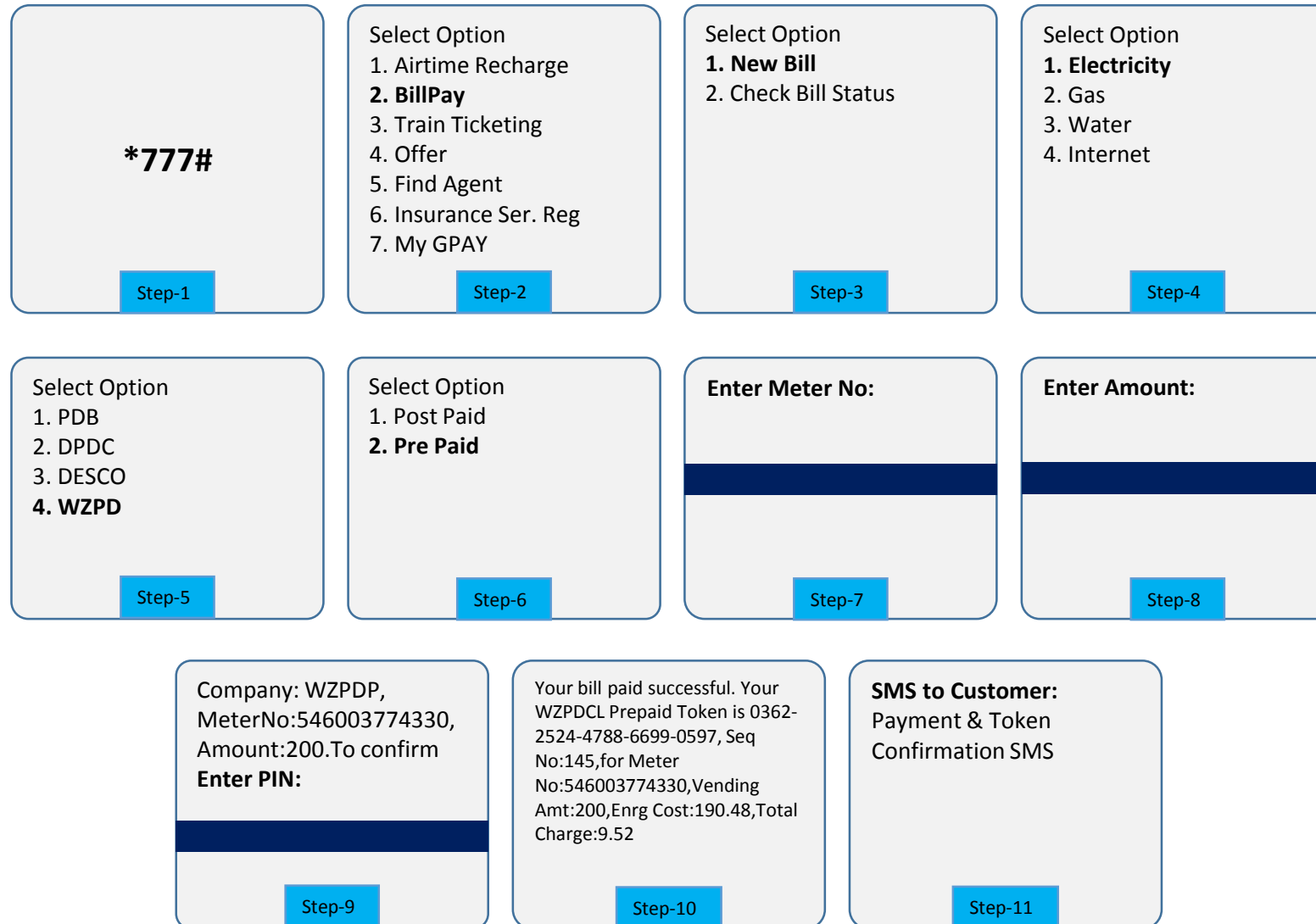


Step 4. Enter Pin to Confirm Transaction



Step 5. Customer will receive Payment confirmation SMS & Popup message in APP

How to Pay WZPD Bill through GPAY USSD ?



How to recharge WZPD Pre Paid Meter through GPAY Agent?

Find nearest GPAY designated Agent Shop and request to recharge your Pre Paid Meter

Step-1

Agent will dial *777#
From his Agent Number and follow following steps

Step-2

Select Option
1. Cash-In
2. Cash Out
3. BillPay
4. Customer Reg.
5. Balance Transfer
6. My Wallet
7. Recharge

Step-3

Select Option
1. Pay with details
2. Quick Pay
3. Company Association
4. Check Bill Status
5. Last 3 Prepaid Token

Step-4

Select Option
1. Electricity
2. Gas
3. Water
4. Internet

Step-5

Select Option
1. PDB
2. DPDC
3. DESCO
4. WZPD

Step-6

Select Option
1. Post Paid
2. Pre Paid

Step-7

Enter Meter No:

Step-8

Enter Amount:

Step-9

Enter Customers Mobile Number (MSISDN)

Step-10

Company: WZPDP,
MeterNo:546003774330
, Amount:200.
To confirm Enter PIN:

Step-11

Your bill paid successful. Your WZPDCL Prepaid Token is 0362-2524-4788-6699-0597, Seq No:145,for Meter No:546003774330,Vending Amt:200,Enrg Cost:190.48,Total Charge:9.52

Step-12

SMS to Customer & Retailer:
Payment & Token Confirmation SMS

Step-13

Please check Confirmation SMS of Payment and Token Number before leaving Agent Shop

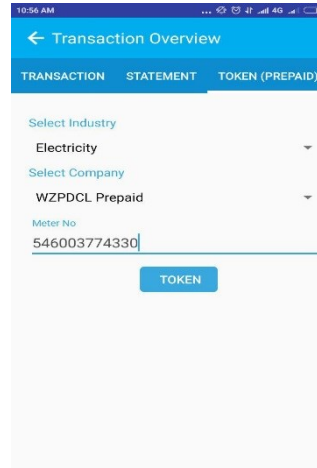
Step-14

How to WZPD Purchased Token?

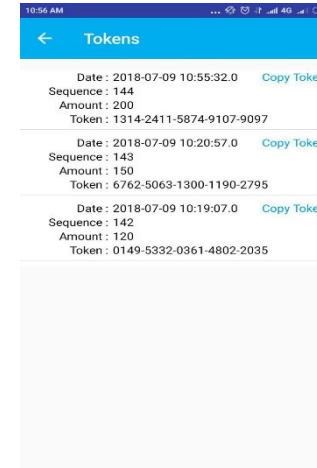
APP



Step 1. Select "Transaction Overview" from GPAY landing page



Step 2. Select "Token (Prepaid)", Enter Company and Enter Meter No



Step 3. Customer will get last purchased token details

USSD

***777#**

Step-1

Select Option

1. Airtime Recharge
2. BillPay
3. Train Ticketing
4. Offer
5. Find Agent
6. Insurance Ser. Reg
7. My GPAY

Step-2

Select Option

1. Balance Enquiry
2. PIN Change
3. Last Transactions
4. Last 3 Prepaid Token
5. Bill A/C Registration
6. Cancel Registration

Step-3

Select Option

1. Electricity
2. Gas
3. Water
4. Internet

Step-4

Select Option

1. PDB
4. WZPD

Step-5

Enter Meter No:

Step-6

Token Info:

Here customer will get Token info details for last 3 vending

Step-7